

Diagnosis and Treatment

Routine fecal testing is essential to ensuring the health of your pet.

- Clinical signs of intestinal parasitic infection in pets can include diarrhea, weight loss and anemia.
- Infected pets may not always show these signs.
- Regular diagnostics are needed as part of your pet's wellness exams to identify an intestinal parasite infection and provide the best possible preventive care.

Depending on which parasite is detected, your veterinarian will determine an appropriate treatment plan for your pet.

Monitoring

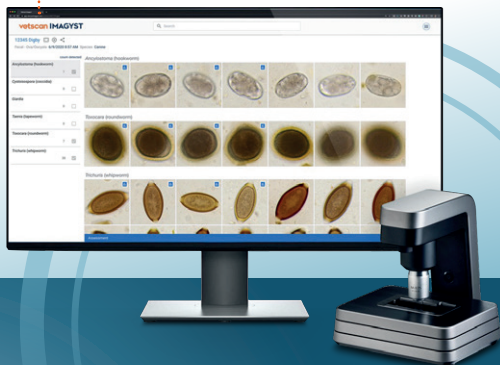
Repeat fecal exams are often required to confirm that an infection has been eliminated. These will likely be the same tests used for diagnosis, and will help keep your pet happy and healthy.

Rapid In-Practice Fecal Detection

Our team is excited to utilize the **Vetscan Imagyst®**, which can quickly and accurately detect intestinal parasites in your pet.^{1,2}



Vetscan Imagyst integrates revolutionary AI technology, providing rapid, accurate results for immediate diagnosis and prompt treatment decisions.^{1,2}



1. Nagamori Y, Sedlak RH, DeRosa A, et al. Evaluation of the VETSCAN IMAGYST: an in-clinic canine and feline fecal parasite detection system integrated with a deep learning algorithm. *Parasit Vectors*. 2020;13(1):346. doi:10.1186/s13071-020-04215-x.
2. Data on File AR-23422

Ask Us About Diagnostic Testing for Your Pet

Your veterinarian will be able to **detect issues earlier and treat them sooner** with simple diagnostic testing designed for your pet. Diagnostic testing is also used to **establish an individual patient baseline to closely monitor your pet's health**. This clinic uses Zoetis diagnostics to aid in the evaluation of your pet's health.




Schedule Regular Visits

Routine visits with your veterinarian are the perfect time for you to ask medical questions, track behavioral and weight changes, and receive tips for at-home care. Some topics that may be covered during your visit include:

- Behavior/Mobility
- Environment
- Elimination
- Nutrition
- Oral health
- Parasite control
- Vaccination
- Diagnostic testing

Schedule your next appointment today!




Fecal Testing

A PET OWNER'S GUIDE



Why Is it Important to Perform Fecal Testing?

Parasitic infections can be a constant threat to your pet, so routine check-ups and testing are essential. If your pet appears healthy or is sick, fecal testing can help by detecting many types of parasites, including:

	<p>ROUNDWORMS Infect: Dogs and cats of all ages (more commonly puppies and kittens) Clinical signs: Diarrhea, vomiting Zoonotic: Infection can be passed to humans</p>	 
	<p>HOOKWORMS Infect: Dogs and cats of all ages Clinical signs: Dark, tarry stools, anemia and diarrhea Zoonotic: Infection can be passed to humans</p>	 
	<p>WHIPWORMS Infect: Dogs (and rarely cats) Clinical signs: Weight loss, diarrhea</p>	
	<p>GIARDIA Infect: Dogs and cats of all ages Clinical signs: Diarrhea (especially in kittens and puppies) Zoonotic: Although it's uncommon, infection can be passed to humans</p>	 
	<p>COCCIDIA Infect: Dogs and cats (more common in puppies and kittens) Clinical signs: Diarrhea, loss of appetite, abdominal pain, weight loss</p>	 
	<p>TAPEWORMS Infect: Dogs and cats Clinical signs: Typically no clinical signs; however, there may be tapeworm segments in the stool or around the anal area</p>	 

Clinical Diagnostic Testing

When determining which fecal tests are appropriate to perform, your veterinarian will take into account the age, history (including vaccination status), and clinical signs of your pet. While the tests below are specific for fecal testing, in many cases your veterinarian will also recommend blood and urine testing, whether your pet appears healthy or sick.



	<p>FECAL ANALYSIS A test used to screen for gastrointestinal parasites, using a small sample of your pet's feces. This test is performed for both well and sick pets.</p>
	<p>GIARDIA ANTIGEN TESTING Highly accurate test that is supplemental to fecal testing for detection of Giardia antigens in the feces. This test is utilized in well pets who are at risk, and sick pets.</p>
	<p>CANINE PARVOVIRUS ANTIGEN TESTING Highly accurate test for parvovirus in at-risk and sick pets who have clinical signs like diarrhea or vomiting.</p>

Understanding Giardiasis

Giardiasis is a common intestinal infection caused by a parasite called *Giardia*. Unlike other parasites that are sometimes visible in mature forms, it is always microscopic.

Infection is most often transmitted by contact with an infected animal's feces through contaminated food or water. For dogs and cats, *Giardia* has the potential to spread easily in densely populated animal environments.

Clinical signs of Giardiasis*

Because Giardiasis affects the gastrointestinal system, you may begin seeing some irregularity in your pet's bowel movements. This can lead to weight loss if left untreated.

If you have noticed the following signs in your pet, please contact your veterinarian as soon as possible.



*Clinical signs can apply to both cats and dogs.